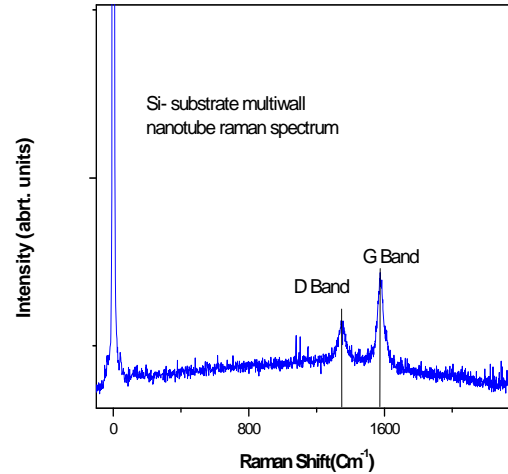
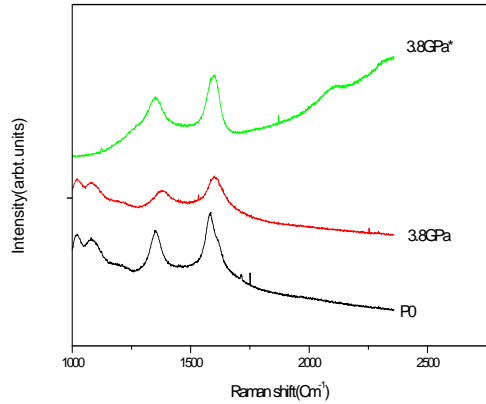
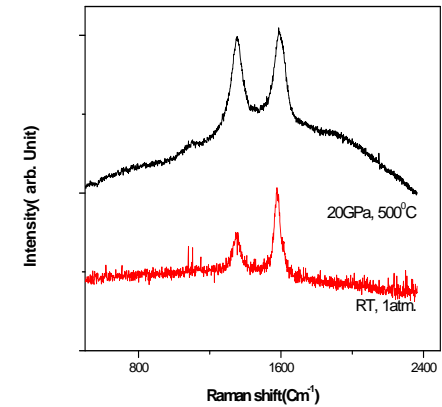


The Raman Spectroscopy Analysis of the High Pressure and High Temperature treated Aligned MWCNTs.

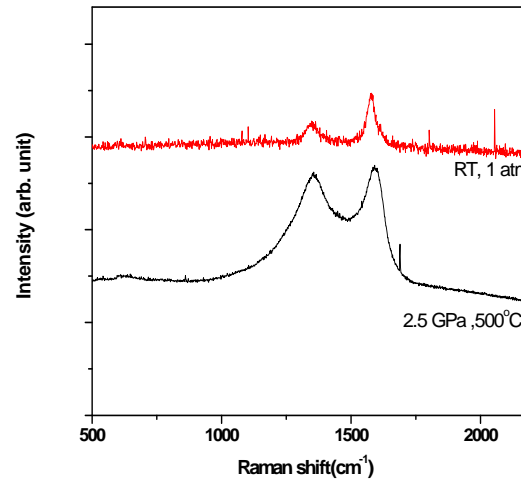
Srinija Repalle, Dr.Jiuhua Chen and Dr. Vadym Drozd



The general Raman spectrum of a MWCNTs



Raman spectra of MWCNTs at RT after cooling from 500°C and a pressure of 20 GPa.



Raman spectra of MWCNTs at RT after cooling from 500°C and a pressure 2.5GPa.

Raman Spectra of MWCNTs at different pressure and RT, marked *heated to 400°C.